



Hydrostatic BRUSH CUTTERS

Outstanding performance

Grillo
AGRIGARDEN MACHINES

GRILLO builds machines with man in mind, to transform work into pleasure

For over 25 years Grillo has been designing and manufacturing special grass cutting machines for different working conditions. These high-performance machines are able to meet the many requirements of both the professional and private users.

The construction of every part and the use of high quality components, from the simplest to the most complex, is the result of careful and accurate choices. The frames, the cutting equipment and every mechanical component are built, painted and tested in Grillo's factories in Italy using the best materials and the most modern technologies to guarantee high, constant and 100% controlled quality. **Each stage of the assembly process** is performed meticulously and the testing phases are carried out by specialised personnel: all machines are subjected to a final test cycle with the engine running in order to check all functions. **This is a further guarantee of quality for each product delivered.**



GH 8



GH 9



7.18



8.22



9.18

Special grass cutting machines

There are difficult environments, with slopes, uneven terrain and narrow areas: Grillo knows how to tackle them!

A wide range of safe and effective machines for cutting grass, undergrowth, brambles and woody shrubs, with cutting equipment that offers high efficiency and fast operation.

The **hydrostatic transmission**, to always have the right speed for every situation, the tractor wheels, the **optimal weight distribution**, the differential lock, fast adjustments and **comfortable driving** are just some of the features of Grillo's special grass-cutting machines!

The range includes both walk-behind and ride-on machines.

CL 62M



CL 75



7.15



9.22S



10 AWD 23



10 AWD 27



GH 8-9 AGM

Hydrostatic all purpose flails

These machines are equipped with a hydrostatic transmission and speed ranges continuously from 0 to 6 km/h in forward gear and from 0 to 3 km/h in reverse gear.

The GH 8 and GH 9 are hydrostatic all purpose flails ideal for clearing rural areas, cutting tall grass, shrubs or pruning residues, even on slopes. Because of their compact size and perfect weight distribution, they are **easy to handle** in all work situations, in agriculture and in the maintenance of professional and private green areas.

All controls are easy to reach, the machine's operating lever can be operated with one hand.

The parking brake is foot-operated. **The flail mowers have a cutting width of 58 cm and 85 cm respectively, and are equipped with a rotor with 28 / 32 pairs of "Y" shaped blades that can grind leaves, pruning branches, plant residues, and remove plants once harvesting is complete.** The cutting height for the **GH 8** can range from 2 to 11 cm, whereas for the **GH 9** it can range from 3 to 11 cm





The GH 8 and GH 9 are equipped with a 3 - teeth PTO coupling to connect several attachments.



The handlebar is **side-and-height-adjustable** to meet the needs of the operator and to allow cutting in difficult areas such as under low branches or near obstacles.



PTO coupling GH 8 - GH 9



75 cm rotary cutter
for GH 9



100 cm orientable front sweeper
for GH 8 - GH 9



132 cm double cutting bar
for GH 8 - GH 9



100 cm front blade
for GH 8 - GH 9



70 cm snow thrower
for GH 9

CL 62M

Practical and easy to handle hydrostatic brush cutter

Progressive cutting height adjustment via crank handle

The manoeuvrability of this **hydrostatic brush cutter** makes cutting tall grass and undergrowth **quick and effective**.

Excellent performance on uneven terrain with plenty of obstacles. The **perfect weight balance** and the special tractor tyres ensure **grip in all conditions** and are suitable for **private and professional** use.

In **agriculture** it is well suited for mowing in orchards and olive groves. On slopes and hillsides it is possible to **lock the front wheel** parallel to the rear wheels to facilitate cutting. The cutting deck is **single-blade** with a diameter of 62 cm, the blade has shockproof **floating ends with mulching effect**. The **hydrostatic transmission** allows continuous speed adjustment.

The maximum forward speed is 4.7 km/h.



CL 62M
with mulching blade

Crank handle for the adjustment of the cutting height

Front wheel manual lock device



The **CL 62M** can be easily positioned vertically by simply resting the handlebar on the ground.

This makes **maintenance and cleaning** of the cutting deck very easy.

The cutting deck is made entirely of steel and the cutting height can be adjusted from a **minimum of 5 up to 11 cm**.

The adjustment is progressive via a crank handle, which is very easy to operate.

Tall grass, brushwood, reeds and shrubs are directed into the deck and cut by the special steel blade. The cutting deck belt tension is self-adjusting and **the belt always works in a straight line**.

The front wheel of the cutting deck is solid **puncture-proof!**



The CL 62M is fitted with a OHV single cylinder petrol engine, 179 cc, 4.5 HP with a 1.6 L fuel tank and **forced lubrication system**, allowing the machine to work on slopes up to 30°.



The CL 62M is fitted with a single-blade with floating ends suitable for any working condition, which is particularly effective for shredding tall grass (mulching effect).



The CL 62M can be fitted with anti-drift steel toothed discs as an **optional** for greater grip on slippery and very steep slopes.

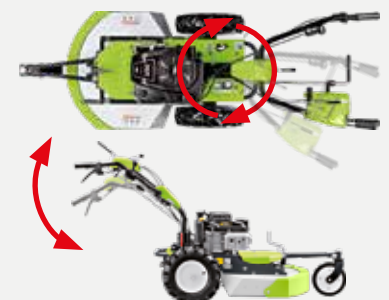


The machine has a **disc parking brake** that keeps the machine stationary even on a slope.

A lever allows the wheels to be disconnected from the transmission to facilitate **transfers** when the engine is switched off.

Double adjustment of the handlebar:

in height to meet the needs of all users, and **sideways** to facilitate cutting in difficult areas such as under low branches or obstacles.



CL 75

Versatile hydrostatic brush cutter for any working condition!

Differential lock

Progressive cutting height adjustment via crank handle

The CL 75 is a hydrostatic brush cutter with differential lock especially designed to cut tall grass and shrubs, even on slopes. The perfect weight balance and special tractor tyres ensure grip in all conditions. The single-blade cutting deck with floating ends is always parallel to the ground, providing a good finish even when mowing lawns. It is a brush cutter suitable for professional and private green areas maintenance.

In agriculture it is ideal for cutting in orchards and olive groves.

The cutting deck of the CL 75 is entirely made of steel, the cutting height can be adjusted from 5 to 15 cm, the adjustment is progressive via crank handle. All controls are easy to reach, including the handlebar adjustment levers.



The front wheel can be locked for hillside cutting, making work much easier. Furthermore, the engine is equipped with a **forced lubrication pump**, which allows work on steep slopes without damaging the engine.

Using the lever on the handlebar it is possible to continuously adjust the speed from 0 to 6 km/h in forward gear, and up to 3.5 km/h in reverse gear. **The CL 75 has a disc parking brake** that keeps the machine stationary even on a slope.



The CL 75 can be easily positioned vertically by simply resting the handlebar on the ground. This makes **maintenance and cleaning** of the cutting deck very easy.

CL 75 with GXV 399 engine

Solid cutting deck front wheel, **puncture-proof!**

Front wheel manual lock device



The CL 75 is fitted with a GXV 390 petrol engine. The single-cylinder engine has a displacement of 389 cc and features state-of-the-art technology to ensure reliability such as overhead valves, **low emissions, low fuel consumption, high performance and minimal vibration.**

Even on the steepest slopes and uneven terrain, cutting has never been easier because of the tractor tyres, the differential lock and the possibility of locking the front wheel parallel to the rear wheels.



The maximum cutting height of 15 cm is ideal when the terrain is very uneven to avoid accidentally hitting the ground.

The blade ends of the cutting deck are shaped with a special profile to minimise noise during work and ensure an excellent cutting quality even on English-style lawn.



Steel wheels can be used when working on very hard terrain to increase grip, while the **twin-wheel kit** can be used to increase stability on slopes.



Climber 7

7.15 - 7.18

Differential lock

Service brakes on all
4 wheels

A hydrostatic ride on brush cutter for everyone!

This hydrostatic single-blade brush cutter with **differential lock and 4-wheel service brakes** is ideal for clearing tall grass, brushwood and brambles on slopes and uneven ground. The **Grillo Climber 7** tackles slopes safely and is effective in clearing rural areas, in agriculture and in green areas maintenance. The extreme manoeuvrability, smooth steering and speed of work make the **Grillo Climber 7** quick and efficient, yet simple and enjoyable to use. The single-blade cutting deck has a **working width of 85 cm**.

The extremely small **turning radius** of only **45 cm** allows to move in tight areas.

The pivoting front axle and the tractor tyres ensure grip and traction on uneven, low-adherence terrain.



The **Climber 7** is equipped with service brakes on all four wheels, operated via foot pedal. The front wheels are fitted with grass guards. The brakes ensure safety even on steep slopes and slippery terrain.

Climber 7.18 with
Intek 7160 EXi engine

The **7.15** version is fitted with a **12 HP** engine (15 HP Gross Power) while the **7.18** version is fitted with a **15.2 HP** engine (18 HP Gross Power). The tank has a capacity of 7 L with a level indicator on the cap.

The transmission is made up of a hydrostatic axle and oil cooling fan, which is essential to increase and ensure the efficiency of the transmission by reducing the operating temperature.

The mechanical **differential lock** is fitted as standard and is operated via a pedal, which is useful for overcoming gradients in low-grip conditions and when the ground is extremely uneven.

The front wheels have a **puncture-proof treatment** to work in the harshest conditions!

The Climber 7 is compact, with a low centre of gravity and optimal weight distribution, and is built for maximum stability and operator safety. The low ground clearance makes the Climber 7 **ideal for work under canopy**.



The blades are engaged via an electric button near the steering wheel. **The cutting height ranges from 3.5 to 8.5 cm** and can be adjusted from the driver's seat using a lever with 6 cutting positions. The same lever has an additional transfer position that allows the whole cutting deck to be raised further off the ground, automatically stopping the rotation of the blades to easily overcome kerbs and obstacles. The cutting deck belt tension is self-adjusting. The whole cutting deck is kept **parallel to the ground** at all times, ensuring a high quality cut even after years of use.

Climber 8

Hydrostatic ride on brush cutter with outstanding performance

8.22

The Grillo **Climber 8.22** is a single-blade hydrostatic brush cutter, featuring innovative solutions for high performance. It is equipped with a **professional hydrostatic axle with built-in differential lock and 4 - wheel service brake, electromagnetic clutch**, extremely **smooth** steering, cutting deck with **grass baffle** included, and a very wide cutting height range that allows for quicker and more agile transfers even over bumps and humps. It delivers high performance on slopes when cutting undergrowth and tall grasses, and is widely used in agriculture, ideal for vineyard maintenance and in olive groves for work under canopies. The **turning radius** is 60 cm. The **transfer speed** ranges from 0 to 10 km/h. The 18x9.50-8 rear wheels increase comfort and safety on slopes.



Climber 8.22 with
7220 PXi Professional OHV engine



All **joints** are equipped with grease nipples. The rear **tow hitch** is fitted as standard and as an option it is possible to fit the **adjustable snow blade**.

The cutting deck can be supplied with a mulching kit.



The **Climber 8.22** is fitted with a 7220 PXi Professional, **18 HP** (22 HP Gross Power) petrol engine with 7 L tank and level indicator on the cap. The two-cylinder engine with overhead valves and cast iron cylinders has a displacement of 656 cc and features state-of-the-art solutions that ensure reliability, low emissions, low fuel consumption, high performance and minimal vibrations.

The air filter is easy to access for quick cleaning. The stainless steel exhaust muffler of the Climber 8.22 is designed by Grillo "**Grillo Super Silent**" for high noise reduction.

The **Climber 8.22** is compact, with a low centre of gravity, an optimal weight distribution, and is built for maximum stability and operator safety and comfort.

The **4 wheel service brake**, which can be activated via foot pedal, ensures maximum safety even downhill.

The front wheels have **anti-puncture** treatment as standard.

The **grass baffle** is housed on the cutting deck body and can be inserted underneath the deck required, allowing for better grass distribution when mowing English-style lawns.



The cutting deck is extremely robust with reinforced side plates, the **cutting width is 91 cm**.

The blades are engaged via an electric button near the steering wheel.

The **cutting height ranges from 3.5 to 11 cm** and is adjusted via a practical lever on the side of the seat.

The cutting deck belt tension is self-adjusting.



The **blade is made of special steel** with oscillating double-edged ends: service life can be maximised by turning the blade over once the first cutting edge has worn away. The blade has a special shape that ensures low power consumption and reduced noise.



Climber 9

A hydrostatic ride on brush cutter for every need

9.18 - 9.22s

Extremely sturdy hydrostatic single-blade brush cutter with differential lock and 4-wheel service brake, ideal for cutting tall grass and woody shrubs even on slopes and uneven ground.

The Climber 9 is able to tackle slopes safely, it is effective in clearing rural areas, in agriculture, working under canopies, in professional green areas maintenance and for any **intensive use**. It is manoeuvrable, the smooth steering and the working speed make this brush cutter extremely effective and efficient, yet enjoyable to use. It is compact, with a low centre of gravity and optimal weight distribution, offering maximum stability and safety for the operator in all working conditions.



Climber 9.18 with
7160 EXi Intek engine



Climber 9.22 with
7220 PXi Professional OHV engine

The front wheels have a **puncture-proof** treatment to work in the harshest conditions!

The Climber model **9.18** model is fitted with an 7180 EXi Intek **15.2 HP** (18 HP Gross Power) engine, damped sea. The **9.22s** is fitted with an 7220 PXi Professional **18 HP** (22 HP Gross Power) engine, has a comfort, spring-mounted seat and front LED headlights.

In both models the engines are twin-cylinder with overhead valves and cast iron cylinders, displacement 656 cc.

They feature **low emissions, low fuel consumption, high performance and minimal vibration.**

The pivoting front axle and tractor tyres provide grip on uneven, low-adhesion terrain.

They tackle the steepest slopes easily and safely!



The extremely small **turning radius** of only 38 cm allows to move in tight areas.

The low ground clearance makes them ideal for work under canopies. To further increase operator safety when driving downhill, they are equipped with **4 wheel service brake** operated via a foot pedal, which combined with the **differential lock** ensure maximum grip.



Special anti-grass protections



The cutting deck can be supplied with a mulching kit.

The single-blade cutting deck has a **working width of 91 cm**. The design of the cutting deck makes it resistant to impacts with stones. The large-diameter blade shaft and the cutting transmission ensure **reliability** even under the toughest working conditions for many hours in total safety. The **cutting height** ranges from a minimum of 3 cm to a maximum of 9 cm.

The cutting blade is made of special steel with a particular low-impact **anti-noise** shape, and has reversible knives (double-edged, they can be turned over once worn) that retract in the event of impact. The cutting deck is equipped with protective side guards that can be raised to ease maintenance and cleaning.

Climber 10

Permanent 4WD hydrostatic brush cutter

AWD 23

AWD 27

The Grillo Climber 10 in the AWD 23 and AWD 27 versions is a **UNIQUE and UNMATCHED hydrostatic brush cutter**. The **permanent 4 wheel drive** together with the powerful engine make it brilliant even on steep slopes and on terrain with reduced grip. The cutting performance even on very tall grass and shrubs with a diameter of up to 2.5 cm, makes this brush cutter **ideal for agriculture and professional use**. The compact dimensions, designed for the best performance on slopes, and the Kanzaki hydrostatic transmission with rear axle differential lock offer maximum **safety for the user, reliability in every situation and exceptional stability**.



AWD 27 with
8290 CXi Commercial OHV



AWD 23 with
LC2P77F engine



The cutting height is adjusted via a balanced lever with automatic locking in each position. The cutting deck locks automatically when the lever is released. **The blades are engaged** via an electric button near the steering wheel and are driven by an **electromagnetic clutch** with a built-in blade brake. The single-blade cutter deck has a working width of 93 cm for the AWD 23 and 98 cm for the AWD 27. **The cutting height** ranges from a minimum of 3.5 cm to a maximum of 13.5 cm, with **progressive and assisted adjustment**. The balanced lever can be locked in any position. The cutting height range of over 10 cm allows to overcome bumps with ease and to work on uneven terrain. **The whole cutting deck is always kept parallel to the ground**, ensuring the best cutting quality even after years of use. **The cutting blade** is made of special steel with a particular anti-noise shape, and the ends are retractable in case of impact. Furthermore, the blades are reversible and can be turned over when worn.

The robust construction of the whole cutting deck is resistant to stone impact. The large-diameter blade shaft and the cutting transmission ensure reliability even under the toughest working conditions in total safety.

The cutting deck is equipped with side guards that can be raised to facilitate maintenance and cleaning.

Climber 10

When work has no limits

Continuously adjustable cutting height
Differential lock
Electromagnetic clutch
95 cm inner steering radius

The **Grillo Climber 10 AWD 27** is fitted with a 4- stroke twin-cylinder petrol engine 8290 CXi Commercial, **22 HP** (27 HP Gross Power).
The **Climber 10 AWD 23** is fitted with a 4 - stroke, twin cylinder petrol engine LC2P77F, **22 HP**.

Both engines are equipped with a special **professional air filter** for dusty areas that is easily accessible for routine cleaning, a stainless steel muffler with high noise reduction, and a **13 L** fuel tank with a large filling port for easy filling and a level indicator on the cap.

The driving controls are ergonomic and the forward lever **allows for precise selection** of the right speed.

With the aid of the service brake pedal, the forward lever automatically returns to neutral and the rear axle is braked.



The roll-bar can be folded down in a matter of seconds with **no need for tools**. to facilitate work under the canopy.

Fast transfers with a maximum speed of 9 km/h. In case of very uneven terrain it is possible to raise the cutting deck up to **13.5 cm from the ground**.

Maximum driving comfort: the AWD 27 is fitted as standard with a Grammer seat with **spring adjustment according to the operator's weight and lumbar adjustment**.

In addition, the whole seat frame is cushioned by two shock absorber units.

The AWD 23 is fitted with an adjustable damped seat for **optimal comfort even after many hours of work**.



AWD 27 twin shock-absorber

The large tractor tyres provide more grip and comfort on rough terrain.

The AWD 23 is fitted with 4.00-8 tractor front tyres and 20x10.00-8 tractor rear tyres.

The AWD 27 is fitted with 16x6.50-8 tractor front tyres and 20x10.00-8 tractor rear tyres.

The front tyres on both models have **anti-puncture treatment as standard**.

The steering and pivoting front axle is fitted with a hydraulic system that, combined with the differential on the rear axle, maintains permanent 4 wheel drive, even at maximum steering angle and without any wheel slip. **One of the great advantages of four-wheel drive** is the ability to stop downhill and reverse using only the forward lever, always without slipping and in maximum safety.

The hydrostatic motors on the front axle are protected by a steel guard.



A baffle (standard on AWD 27) is housed in the upper part of the cutting deck. When fitted inside the cutting deck, it distributes the grass evenly and improves cutting quality on lawns.



Attachments

In winter the hydrostatic brush cutters can be a **valuable help** in clearing snow from driveways, paths and paved areas. The Climber models can be fitted with a snow blade attachment and the GH models with snow thrower, blade and sweeper attachments.



Accessory					
	Cutter bar	Rotary cutter	Orientable sweeper	Snow blade	Snow thrower
Applicable on	GH 8 - GH 9	GH 9	GH 8 - GH 9	GH 8 - GH 9	GH 9

Technical data

	Engine	Drive	Fuel tank capacity	Speed	Cutting system	Cutting width	Cutting height
GH 8	Loncin G 210 FA Recoil starter 212 cc, one-cylinder, 6 HP - 4.4 kW net power petrol air-cooled engine, oil bath air filter	Hydrostatic	3,6 L	Continuously variable from 0 to 6 km/h, reverse gear from 0 to 3 km/h	Roller with 28 pieces of Y-shaped blades	58 cm	Cutting height adjustment from 2 to 11 cm via spacers
GH 9	Honda GX 270 Recoil starter 270 cc, one-cylinder, 8.4 HP - 6.3 kW net power petrol air-cooled engine, oil bath air filter	Hydrostatic	5,3 L	Continuously variable from 0 to 6 km/h, reverse gear from 0 to 3 km/h	Roller with 32 pieces of Y-shaped blades	68 cm	Progressive cutting height adjustment from 3 to 11 cm via crank handle
CL 62M	Kawasaki FJ180V OHV with oil pump Recoil starter 179 cc, one-cylinder, 4.5 HP - 3.4 kW net power, petrol air-cooled engine, dry air filter	Hydrostatic	1,6 L	Continuously variable from 0 to 4,7 km/h, reverse gear from 0 to 3 km/h	Single blade mulching with impact-proof floating ends	62 cm	Progressive cutting height adjustment from 5 to 11 cm via crank handle
CL 75	Honda GXV 390 OHV Recoil starter 389 cc, one-cylinder, 10.2 HP - 7.6 kW net power, petrol air-cooled engine, dry air filter	Hydrostatic	2,1 L	Continuously variable from 0 to 6 km/h, reverse gear from 0 to 3.5 km/h	Single blade with impact-proof floating ends	75 cm	Progressive cutting height adjustment from 5 to 15 cm via crank handle

The profile and sturdiness of the blade and the coupling to the machine make this solution effective in all snow conditions; without the risk of damaging pavements or kerbs, because of the special support plates, the rubber end and adjustable retention springs.

In addition, the Snow chains provide maximum grip for the drive wheels.

The coupling bracket is easily fitted to the machine and can be left in place even when the blade is not in use; fitting the blade is quick and requires no tools or spanners.



Accessory									
	Damped seat kit	Mulching-kit	Twin-wheel kit	Rotating beacon kit	Snow chains	Snow blade coupling	Snow blade coupling	Snow blade coupling	Snow blade
Applicable on	Climber 7 Climber 8.22 Climber 10 AWD 23	Climber 8.22 Climber 9.18 Climber 9.22s	Climber 9.18 Climber 9.22s	Climber 10 AWD 27	GH 8 - 9 - Climber 7 Climber 8.22 Climber 9.18 - 9.22s Climber 10 AWD	Climber 7	Climber 8.22	Climber 9.18 - 9.22s Climber 10 AWD	Climber 7 Climber 8.22 Climber 9.18 - 9.22s Climber 10 AWD

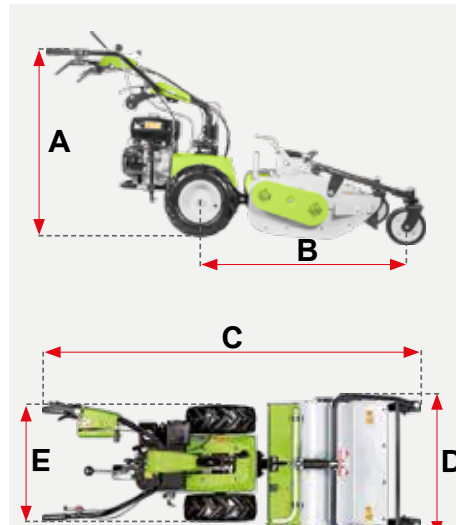
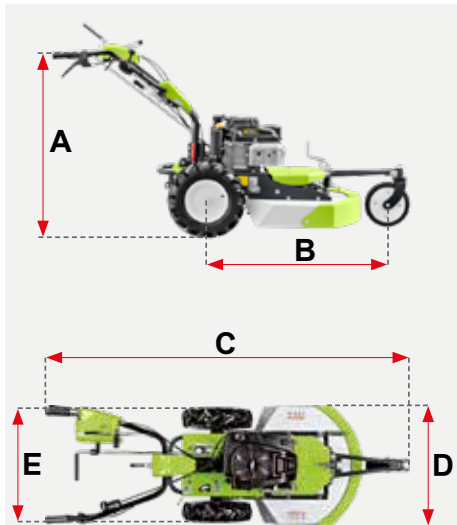
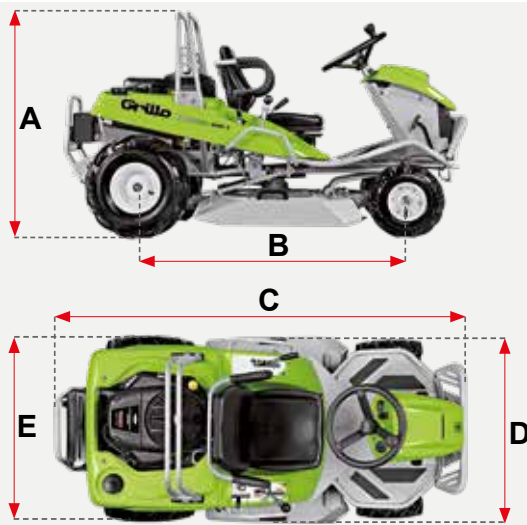
Cutting deck	Wheels	Handlebar	Hourly cutting capacity	Standard equipment	Available on demand	Weight	
Rear discharge with pivoting paddles front opening	4.00-8 / 16x6.50-8 Tractor wheels Solid, puncture-proof front wheel	Quickly adjustable in height and sideways	1900 m ² /h	Parking brake via pedal	68 cm all purpose flail Cutter bar Orientable sweeper Snow blade Snow chains Scarifier kit	135 kg	GH 8
Rear discharge with pivoting paddles front opening	16x6.50-8 / 4.00-8 Tractor wheels Solid, puncture-proof front wheel	Quickly adjustable in height and sideways	2200 m ² /h	Parking brake via pedal	Cutting bar Rotary cutter Orientable sweeper Snow thrower Snow blade Snow chains Scarifier kit	158 kg	GH 9
Rear discharge with tilting front opening	4.00-8 Tractor wheels Solid, puncture-proof front wheel	Quickly adjustable in height and sideways	2000 m ² /h	Parking brake	Anti-drift toothed discs Air filter snorkel kit	98 kg	CL 62M
Rear discharge with tilting front opening	4.00-8 Tractor wheels Solid, puncture-proof front wheel	Quickly adjustable in height and sideways	2500 m ² /h	Parking brake Differential lock	Twin-wheel kit Steel wheels	140 kg	CL 75

TECHNICAL DATA

	Engine	Drive	Fuel tank capacity	Clutch	Cutting system	Cutting width	Cutting height
CLIMBER 7.15	Loncin LC1P92F Electric starter with 12V battery 452 cc, single-cylinder, 12 HP (15 HP Gross Power), petrol air-cooled engine, dry air filter with interchangeable paper air cartridge	Hydrostatic 2WD Forward gear 0 - 9 km/h Reverse gear 0 - 6 km/h	7 L	Electromagnetic PTO clutch with blade brake	Single blade with impact-proof floating ends	85 cm	From 3.5 to 8.5 cm, 6 cutting positions plus one transfer position
CLIMBER 7.18	Briggs & Stratton 7180 EXi Intek Electric starter with 12V battery 656 cc, twin-cylinder, 15.2 HP (22 HP Gross Power), petrol air-cooled engine, dry air filter with interchangeable paper air cartridge						
CLIMBER 8.22	Briggs & Stratton 7220 PXi Professional OHV Electric starter with 12V battery 656 cc, twin-cylinder, 18 HP (22 HP Gross Power), petrol air-cooled engine, dry air filter with interchangeable paper air cartridge	Hydrostatic 2WD Forward gear 0 - 10 km/h Reverse gear 0 - 6 km/h	7 L	Electromagnetic PTO clutch with blade brake	Single blade with impact-proof floating ends	91 cm	Continuously adjustable at any position from 3.5 to 11 cm
CLIMBER 9.18	Briggs & Stratton 7180 EXi Intek Electric starter with 12V battery 656 cc, twin-cylinder, 15.2 HP (18 HP Gross Power), petrol air-cooled engine, dry air filter with interchangeable paper air cartridge	Hydrostatic 2WD Forward gear 0 - 10 km/h Reverse gear 0 - 6 km/h	13 L	Electromagnetic PTO clutch with blade brake	Single blade with impact-proof floating ends	91 cm	From 3.2 to 9 cm, 4 cutting positions plus one transfer position
CLIMBER 9.22S	Briggs & Stratton 7220 PXi Professional OHV Electric starter with 12V battery 656 cc, twin-cylinder, 18 HP (22 HP Gross Power), petrol air-cooled engine, dry air filter with interchangeable paper air cartridge						
CLIMBER 10 AWD 23	Loncin LC2P77F Electric starter with 12V battery 708 cc, twin-cylinder, 22 HP, petrol air-cooled engine, dry air filter with interchangeable paper air cartridge	Hydrostatic 4WD Forward gear 0 - 9 km/h Reverse gear 0 - 8 km/h	13 L	Electromagnetic PTO clutch with blade brake	Single blade with impact-proof floating ends	93 cm	Continuously adjustable at any position from 3.5 to 13.5 cm
CLIMBER 10 AWD 27	Briggs & Stratton 8290 CXi Commercial OHV Electric starter with 12V battery 724 cc, twin-cylinder, 22 HP (27 HP Gross Power), petrol air-cooled engine, CYCLONIC dry air filter with interchangeable paper air cartridge	Hydrostatic 4WD Forward gear 0 - 9 km/h Reverse gear 0 - 8 km/h	13 L	Electromagnetic PTO clutch with blade brake	Single blade with impact-proof floating ends	98 cm	Continuously adjustable at any position from 3.5 to 13.5 cm

Wheels	Seat	Steering radius	Parking brake	Hourly mowing capacity (approx.)	Standard equipment	Weight	
Puncture-proof front tractor wheel 3.50-6 16x6.50-8 rear wheels	Damped seat with adjustable position	45 cm	Via lever on the rear wheels	4800 m ² /h	Differential lock 4 - wheel service brakes Roll-bar Tow hitch Front headlight Fuel level indicator	250 kg	CLIMBER 7.15
				6000 m ² /h		255 kg	CLIMBER 7.18
Puncture-proof front tractor wheel 3.50-6 18x9.50-8 rear wheels	Damped seat with adjustable position	60 cm	Via lever on the rear wheels	7000 m ² /h	Differential lock 4 - wheel service brakes Roll-bar Tow hitch Front headlight Fuel level indicator Baffle to distribute grass	290 kg	CLIMBER 8.22
Puncture-proof front tractor wheel 3.50-6 17x8.00-8 rear wheels	Damped seat with adjustable position	38 cm	Via lever on the rear wheels	7200 m ² /h	Differential lock 4 - wheel service brakes Roll-bar Tow hitch Seat with armrests Fuel level indicator	297 kg	CLIMBER 9.18
	Super-comfort Seat with shock-absorbers, adjustable position and sprung-seat support					310 kg	CLIMBER 9.22S
Puncture-proof front tractor wheel 4.00-8 20x10.00-8 tractor rear wheels	Comfort dampened seat with adjustable position	76 cm	Via lever on the rear wheels	7200 m ² /h	Differential lock Rear-wheel service brakes Foldable roll-bar Tow hitch Front headlight Fuel level indicator	350 kg	CLIMBER 10 AWD 23
Puncture-proof front tractor wheel 16x6.50-8 20x10.00-8 tractor rear wheels	Seat with shock-absorbers and weight adjustable. Lumbar adjustment and sprung-seat support	76 cm	Via lever on the rear wheels	7500 m ² /h	Differential lock Rear-wheel service brakes Foldable roll-bar Tow hitch Front headlight Fuel level indicator Baffle to distribute grass Adjustable shock-absorbed seat	385 kg	CLIMBER 10AWD 27

Dimensions



	A cm	B cm	C cm	D cm	E cm
GH 8 - GH 9	97	107	200	70-80	64
CL 62M	98	98	190	71	65
CL 75	99	112	233	85	78,5
CLIMBER 7.15	99	115	190	95	90
CLIMBER 7.18	99	115	190	95	90
CLIMBER 8.22	98	128	196,5	99	95
CLIMBER 9.18	107	119	180	99	96
CLIMBER 9.22s	95	119	180	99	96
CLIMBER 10 AWD 23	118,5	142	206	103	104
CLIMBER 10 AWD 27	118,5	142	206	108	104

Values that make the difference beyond the product!



After sales service

The customer care service is aimed at giving fast and effective answers to our customers' requests.

Warranty and Spare Parts Service

Guaranteed machines and solutions.

Spare parts service with fast delivery times even for 30-year-old machines: value guaranteed over time.

Grillo dealers

Grillo dealers will meet you with quality and courtesy to help you make the right choice according to your needs.



GRILLO SPA

Via Cervese, 1701 - 47521 CESENA (Italy)

Tel. (0039) 0547 633111

Internet: www.grillospa.it

E-mail: grillo@grillospa.it

www.grilloagrigarden.co.uk



Dealer